



PFC Device Corporation

## PFS10L45

### 10A 45V MOS Schottky Rectifier

#### Major ratings and characteristics

Characteristics	Values	Units
$I_{F(AV)}$ Rectangular Waveform	10	A
$V_{RRM}$	45	V
$V_F@ 10A, T_j=125^\circ C$	0.42	V, typ.
$T_j$ Operating Junction Temperature	-65 to +150	$^\circ C$

#### Features

- Low Forward Voltage Drop
- Reliable High Temperature Operation
- Softest, fast switching capability
- 150 $^\circ C$  Operating Junction Temperature
- Lead Free Finish, RoHS Compliant

#### Typical Applications

Device optimized for low forward voltage drop to maximize efficiency in Power Supply applications



## 1. Characteristics

### Maximum Ratings Characteristics ( $T_A = 25^\circ\text{C}$ unless otherwise specified )

Parameter	Symbol	Values	Units
DC Blocking Voltage	$V_{RM}$	45	Volts
Working Peak Reverse Voltage	$V_{RWM}$		
Peak Repetitive Reverse Voltage	$V_{RRM}$		
Average Rectified Forward Current (Rated VR-20Khz Square Wave) - 50% duty cycle	$I_o$	10	Amps
Peak Forward Surge Current - 1/2 60hz	$I_{FSM}$	200	Amps
Peak Repetitive Reverse Surge Current (2uS-1Khz)	$I_{RRM}$	2	Amps
Typical Thermal Resistance	$R\theta_{JC}$	20	$^\circ\text{C} / \text{W}$
Maximum Rate of Voltage Change ( at Rated VR )	$dv/dt$	10000	V/uS
Operating Junction Temperature	$T_J$	- 65 to +150	$^\circ\text{C}$
Storage Junction Temperature	$T_{STG}$	- 65 to +150	

### Electrical Characteristics ( $T_A = 25^\circ\text{C}$ unless otherwise specified )

Parameter	Test Conditions		Symbol	Typ.	Max.	Units
Instantaneous Forward Voltage	IF = 10 A	$T_J = 25^\circ\text{C}$	VF*	----	0.50	Volts
		$T_J = 125^\circ\text{C}$		0.45	0.47	
Instantaneous Reverse Current	At $V_{RM}$	$T_J = 25^\circ\text{C}$	IR*	----	500	$\mu\text{A}$
		$T_J = 125^\circ\text{C}$		----	100	mA

\* Pulse width < 300 uS, Duty cycle < 2%



2. Characteristics Curves

Ratings and Characteristics Curves

( TA = 25°C unless otherwise specified )

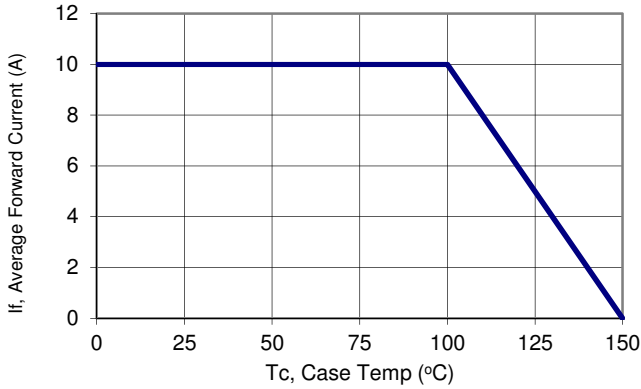


Figure 1: Current Derating, Case

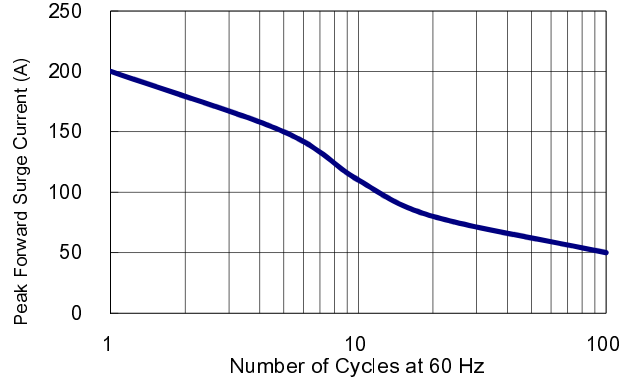


Figure 2: Maximum Repetitive Surge Current

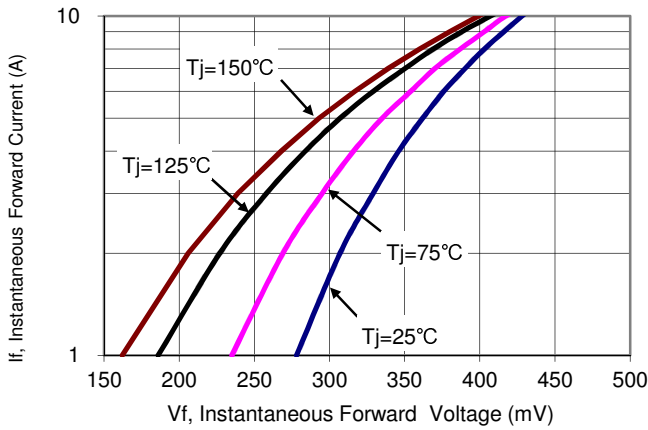


Figure 3: Typical Forward Voltage

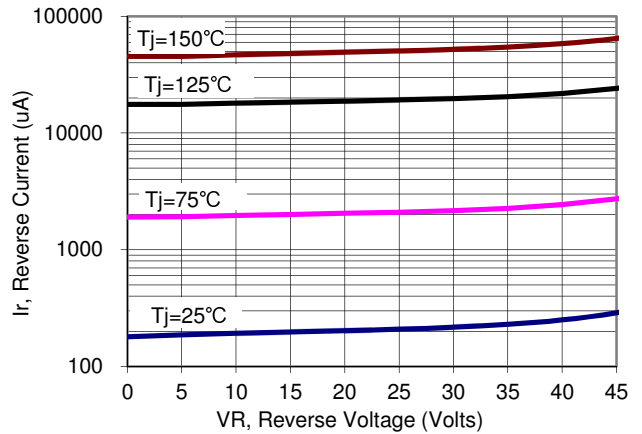


Figure 4: Typical Reverse Current

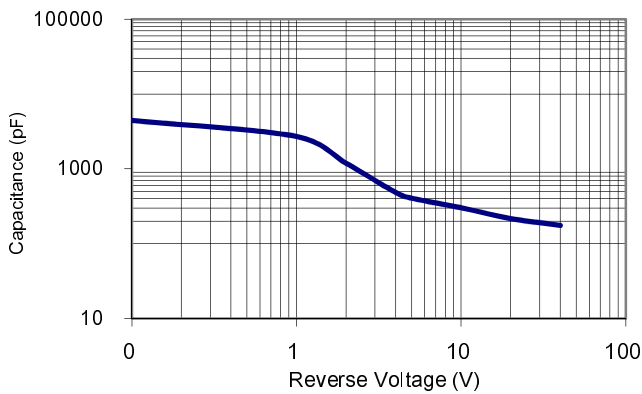
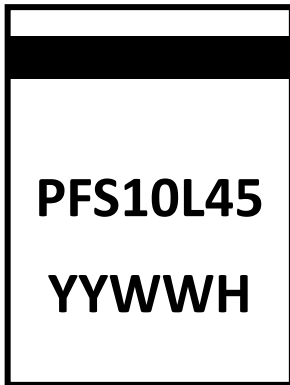


Figure 5: Typical Junction Capacitance



**3. Marking information**

**Top Marking Rule**



PFS10L45 = Product Type Marking Code

YYWW = Date Code

YY = Last two digits of year

WW = Week code

H = Halogen Free (N/A = common molding compound)

**4. Package information**

**Package Outline Dimensions millimeters**

**DO-201AD**

Dim.	Min.	Max.
A1	25.4	-----
A2	25.40	-----
B	7.20	9.50
C	1.20	1.30
D	4.80	5.30

All Dimensions in millimeter



**5. Ordering information**

Part Number	Package	Delivery mode
PFS10L45	DO-201AD	800 pieces / ammo-pack

Mechanical

- Molder Plastic: UL Flammability Classification Rating 94V-0
- Device Weight : 0.04 ounces (1.1 grams) – DO-201AD

PFC Device Corp reserves the right to make changes without further notice to any products herein. PFC Device Corp makes no warranty, representation or guarantee regarding the suitability of its products for any particular purpose, nor does PFC Device Corp assume any liability arising out of the application or use of any product or circuit, and specifically disclaims any and all liability, including without limitation special, consequential or incidental damages. “Typical” parameters which may be provided in PFC Device Corp data sheets and/or specifications can and do vary in different applications and actual performance may vary over time. All operating parameters, including “Typical” must be validated for each customer application by customer’s technical experts. PFC Device Corp does not convey any license under its patent rights nor the rights of others. PFC Device Corp products are not designed, intended, or authorized for use as components in systems intended for surgical implant into the body, or other applications intended to support or sustain life, or for any other application in which the failure of the PFC Device Corp product could create a situation where personal injury or death may occur. Should Buyer purchase or use PFC Device Corp products for any such unintended or unauthorized application, Buyer shall indemnify and hold PFC Device Corp and its officers, employees, subsidiaries, affiliates, and distributors harmless against all claims, costs, damages, and expenses, and reasonable attorney fees arising out of, directly or indirectly, any claim of personal injury or death associated with such unintended or unauthorized use, even if such claim alleges that PFC Device Corp was negligent regarding the design or manufacture of the part.

